



Before using the equipment read carefully the instruction manual.

DL ROPE LADDERS

DL rope ladders may be used as an auxiliary device during work at heights, during vertical movement (going up/down). The ladders are built of a suspension line, aluminium rungs, fixed with the use of a special method of permanent plastic formation of aluminium. Attaching loops of the suspension line are equipped with thimbles in order to facilitate fixing the line to the anchoring point. Ladders DL014 and DL015 are additionally provided with spacer braces and rubber safety bands.

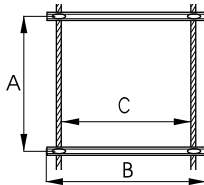
Ladder DL010, DL013, DL015 are made of polyester rope
Ladders DL011, DL012, DL014 are made of galvanized wire rope.

MAIN PRINCIPLES OF USE

1. Admissible work load on the ladder – 140 kg.
2. The ladder may be used by only one person at a time.
3. The employee who uses the ladder must be trained in its usage and has to be protected by independent fall arresting personal safety equipment in accordance with EN 363 standard.
4. During usage the ladder should be protected from hazardous caustic substances, open fire, hot metal chips, contact with sharp edges.
5. When a new ladder is delivered and before each and every usage the user should carry out careful visual inspection of the technical condition of every single element of the ladder. Particular attention should be paid to fractures, deformations of rungs, damages or kinks in the suspension line, damages to fixing clamps and condition of thimbles in attaching loops. Should any defects be found or in case of any doubts as to the state of the ladder, it should be withdrawn from usage.
6. It is forbidden to make any modifications or changes to the rope ladder within one's own scope.
7. The ladder should be stored in a dry and well-ventilated area, protected from the weather impacts and potential damage.
8. It is forbidden to use the rope ladder for purposes other than designed.
9. Rope ladders DL010, DL013, DL015 may be used for 3 years, counting from the date of production. Rope ladders DL011, DL012, DL014 may be used for 5 years, counting from the date of production. After this period the ladder should be withdrawn from usage and delivered to the manufacturer or its authorized representative to carry out a workshop review. During that review the admissible time of usage shall be determined.

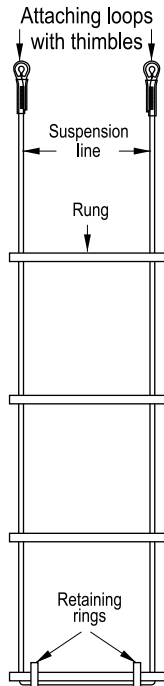
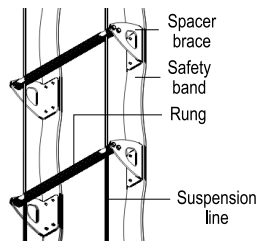
NOTE: The width of the ladder rung should be adjusted to the size of the user's shoes. The internal width (C) of the rung should be larger by 2 cm than the size of the shoe in its broadest point.

Ladder type	A [mm]	B [mm]	C [mm]
DL 010	310	306	240
DL 011	310	206	144
DL 012	310	306	244
DL 013	310	206	140
DL 014	310	306	244
DL 015	310	306	240



A - distance between rungs
B - width of rung
C - internal width of rung

ROPE LADDERS DL 014 / DL 015



ATTACHING THE ROPE LADDER

- The ladder should be attached to an anchoring point with minimum static strength of 12kN.
- The shape and structure of the anchoring point should ensure permanent attachment of the ladder and prevent accidental disconnection of the ladder. It is forbidden to use the same anchoring point to simultaneously attach the rope ladder and the fall arresting equipment, worn by the employee who is using the ladder (Fig. 1).
- The ladder may be attached with both attaching loops fixed by a single interlock, fastened to the anchoring point (Figs. 3 and 4). In such case the interlocks fastened on the anchoring point should be placed at the same level. It is forbidden to use a ladder in which rungs are inclined against the horizontal (Figs. 5 and 6).
- It is possible to connect rope ladders of the same type in series. The attaching loops of the consecutive ladder should be connected with the last rung of the ladder with the use of two interlocks, 10 cm (+/- 2cm). Each interlock should be fastened on the rung between the retaining ring and the line fixing clamp (Fig. 7). The maximum length of the set of several interconnected ladders cannot exceed 100m.
- Prior to using the ladder check all the attaching elements and connections to avoid their accidental disconnection.
- The ladder may be fixed solely with certified interlocks which comply with E362 standard.

